

39<sup>th</sup> Annual

# Lace Day

Lost Art Lacers 2026

<http://www.lostartlacers.org>

Saturday, Sunday, Monday

November 7, 8, 9

Snow Date: November 14, 15, 16

---

Saturday, November 7, 2026 9:00 am to 5:00 pm

Open to the Public

**Harmony Lodge #8, 519 Rte. 206, Newton (Andover Twp), New Jersey**

*Lace Making Suppliers*

**Van Sciver Bobbin Lace    Karey Solomon    E & K Lace Supplies**

**Glass Bobbins by Tom Clark    Mike's Woodworking**

&

*Special Consignments*

*from*

**Master Woodworkers John Aebi and Richard Pikul**

---

Lace Making Demonstrations and "Try-Me" Table

Lace Exhibits

**Bring your own lunch on Saturday. Coffee, tea, water provided.**

*Masks are optional.*

**Lace Classes on Saturday, Sunday, Monday, November 7, 8, 9, 2026**

*Adult Beginning and Continuing Lace Classes on Saturday 2:00 to 5:00*

*Adult Lace Workshops on Sunday, November 8, 9:00 to 4:00*


*and Monday, November 9, 9:00 to 4:00*

(Pre-Registration is Required. Lunch provided on Sunday and Monday.)

**Saturday classes = \$40, Sunday classes = \$85, Monday classes = \$85**


## *Bobbin Lace Classes*

### *Tønder Lace, Beginning and Continuing*



This class will give you taste of Tønder lace, a very fine point ground lace from Denmark. The six-sided mat is the first piece that you will do as a new (to me) student. It teaches basic gimp work, the construction of Copenhagen holes and going around an easy corner. It allows you to get comfortable with a number of things without overwhelming you with too many bobbins. Once you are comfortable with this you may choose the next piece out of the number of available patterns. Or any of the patterns in my books. The wide bookmark short version is the perfect size for the back of your phone! So now when you tell someone you make lace you can actually show them! Very handy! Those returning may choose what they wish to work on from the many different patterns available and again any of my books. I will be in touch personally once I get a class list and send each of you photos with some suggestions based on what you want to do. Looking forward to seeing you all in November!

Bobbi Donnelly, teacher  
*Saturday, Sunday, and Monday*



### *Flanders and Binche, Beginning and Continuing*




Flanders Lace: A continuous five-hole ground lace which developed in Flanders, Belgium. It derived from the early Flemish laces, and is a very good stepping stone toward learning Binche lace. Students will learn Flanders ground, inputs and outputs of pairs in the motif, exchanges, connections, working with support pins, etc. This course is designed for students with strong, working backgrounds in Torchon lace, and those who enjoy striving to learn new and challenging techniques.

Binche Lace: In Binche Syllabus I, the quintessential Binche teaching curriculum published by the Kantentrum, Anne-Marie Verbeke-Billiet says: "Binche lace may well be considered the jewel in the crown of the old and marvelous tradition of lace-making..." (Binche is available for students already familiar with Flanders Lace.)


Note: A supply list, pattern and pricking will be sent upon registration—size 70/2 or 80/2 Egyptian cotton is recommended, although beginners may use a thicker thread.

Beth Harpell, teacher  
*Saturday, Sunday, and Monday*

### *Bruges Flower Lace*



Bruges Flower Lace is a noncontinuous bobbin lace that uses a minimum of bobbins and a heavier thread such as 70/2 Egyptian cotton or 36/2 cotton or 60/2 linen or Idrija thread size 30 or 40. (Idrija thread and 60/2 linen also comes in a variety of colors.) The main motifs are flowers, leaves, and scrolls with various fillings. The finished lace can be appliqued onto clothing or used on the back of your phone. If you intend applique, use Idrija thread because it is a strong two ply thread that is colorfast and washes well. Pat will be in touch after you register. She will send you the beginning prickings after she talks to you about your thread choice.



Pat Morris, teacher  
*Saturday, Sunday, Monday*

## *Bobbin Lace*, continued

### *UFOs,*



We all have those nasty unfinished projects hanging around! Want to start the coming new year right by cleaning off those pillows that have had a pattern and bobbins looking at you for far too long? Are you hung up on a particular place in the pattern or just need a little nudge? No more UnFinished Objects! We can take care of that.


### *Beginning Bobbin Lace*

Have you always admired lace and wondered how you could make it? For those with no or limited experience with bobbin lace, this class is for you. Find out how to make this wonderful art form as well as so many of the details that are not necessarily available in a book.

Barbara has excellent lace skills and has taught bobbin lace many times. A kit is available with basic equipment and patterns available for an extra fee of \$30.00. If, at the end of the course, you don't want to continue (or perhaps you won a pillow in the drawing), she will buy it back for the same amount.

Pat Morris, teacher  
*Saturday, Sunday, Monday*

Barbara Saltern, teacher  
*Saturday, Sunday, Monday*



---

## *Tatting Classes*

### *Beyond Sparkles -*

#### **Tatting techniques using unexpected additions**

We will explore ways to add flair to our tatting with new skills and the addition of extras to take tatting to a whole new level. Projects include an ornament based on the Dorset button using Martha Ess's tatted technique, buttons used differently, beads placed in the middle of a ring, pendants to make a bookmark *charming* and a suncatcher angel. You will receive five original patterns to use in class and after. Bring size 10 and size 20 threads (variegateds, if you like them, are fine!), several shuttles, size 6 and size 11 beads and the usual tatting supplies.

Kit fee (\$5) includes a small skein of hand-dyed thread, voucher for a charm of your choice, a prism for the angel, two-inch diameter cabone ring, two "tat-upon" buttons, two large beads, a pair of earrings with silicone guards and your choice of other beads to use, plus a bead-threader.

Students should know how to tat rings and chains.

Please indicate if you have never tatted before. Karey will have supplies and info about needle tatting for you. She will also send a list of videos that you should watch beforehand.

Karey Solomon, teacher  
*Saturday, Sunday*



# Lost Art Lacers Lace Day and Lace Classes

## REGISTRATION FORM

To register, please fill out this section and mail with your payment to:

Pat Morris  
10 Master Street  
Franklin, New Jersey 07416

Name \_\_\_\_\_ Total Included \_\_\_\_\_

Email: \_\_\_\_\_ Phone: \_\_\_\_\_ [Text? \_\_\_Y \_\_\_N]

Street Address: \_\_\_\_\_

City, State, Zip: \_\_\_\_\_

Saturday = \$40.00

Sunday = \$85.00

Monday = \$85.00

*Please double check the days your class will be meeting.*

**Class Choice #1** \_\_\_\_\_ Beginner? Yes \_\_\_\_\_ No \_\_\_\_\_

Which lace: \_\_\_\_\_

Saturday \_\_\_\_\_ Sunday \_\_\_\_\_ Monday \_\_\_\_\_

**Class Choice #2** \_\_\_\_\_ Beginner? Yes \_\_\_\_\_ No \_\_\_\_\_

Which lace: \_\_\_\_\_

Saturday \_\_\_\_\_ Sunday \_\_\_\_\_ Monday \_\_\_\_\_

**Class Choice #3** \_\_\_\_\_ Beginner? Yes \_\_\_\_\_ No \_\_\_\_\_

Which lace: \_\_\_\_\_

Saturday \_\_\_\_\_ Sunday \_\_\_\_\_ Monday \_\_\_\_\_

***Please fill out both choices because class sizes are limited.  
Preference will be given to LAL members until September 1, 2026***

Sunday lunch and Monday lunch are included in the fee. Make check payable to Lost Art Lacers. (Full refunds will be given for cancellations prior to October 25, 2026.) Any kit fees are payable to the instructor at the time of the class.

For more information, contact Pat Morris, lacemaker.pat@gmail.com, or text or call (973-534-0024).